



**BDL**

---

**Macrolux**<sup>®</sup>  
Systems

**POLYCARBONATE  
SYSTEMS**

*More light for a better life*



**Stabilit Europa** was created in 2000 as a subsidiary in Spain of Stabilit S.A. belonging to the Verzatec Group, one of the most important companies worldwide in the manufacture and marketing of plastic laminates, with more than 50 years of experience.

**Stabilit Europa** produces a wide range of translucent and opaque laminates, translucent to take advantage of natural light in all kind of buildings, and opaque for industrial coatings and for the automotive industry.

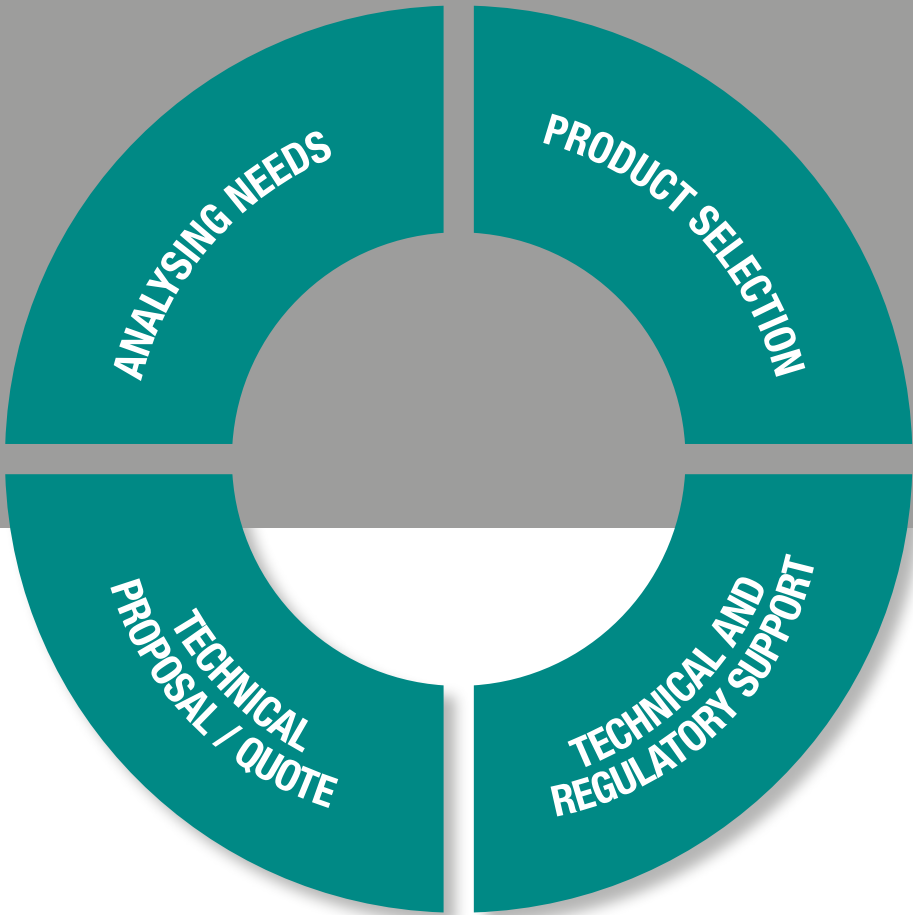
**Stabilit Europa** is a company that is distinguished by a philosophy of continuous improvement. Its leadership is based on the use of advanced technology in its equipment and production processes, as well as the high quality and variety of its products.

**Stabilit Europa** has been created to attend, provide service and provide the needs of the European market in this type of products.

# Customer focus

**Stabilit** is a leader in promoting innovative solutions that anticipate customer demands and market trends, predicting future needs and staying at the cutting edge. **Stabilit Europa, s.l.u.** is the go-to partner for customers looking for a company who will be with them every step of the way, from the drawing board through to installation of the finished product.

## An all-round approach to see your project through to success



**step 1**

**ANALYSING NEEDS**

The brief is the most delicate stage of the process. This is where initial ideas are bounced around to come up with possible solutions that will create the base of the project.

**step 2**

**PRODUCT SELECTION**

During this stage, customers draw on our team's expertise to decide on one or more potential solutions. Samples, technical data sheets and drawings make for creative, instructive sessions.

**step 3**

**TECHNICAL AND REGULATORY SUPPORT**

Every project has its technical and environmental restrictions. With our experience, we can help you choose the safest, most reliable solutions. It is common knowledge that regulations can dictate both technical and financial choices and hence require careful evaluation.

**step 4**

**TECHNICAL PROPOSAL / QUOTE**

This is the final stage of a joint process at which both the supplier and purchaser see the fruits of their efforts, rewarded by the mutual knowledge that this is the best solution. Stabilit's support doesn't end here: we are there to help you through the subsequent installation stages, too.

## Assistance to ensure correct installation



**OUR GREATEST AMBITION IS FOR THE APPLICATION TO BE A SUCCESS.**

We also provide assistance at the construction site, making sure the chosen products are installed correctly so you get the most out of them.

Our main objective is to achieve end customer satisfaction and see that each application stands as a showcase for everyone involved.

# Product certification

# Certification



Stabilit products are certified by internationally accredited bodies and institutions, such as:

France: CSTB, LNE

Italy: CSI, Istituto Giordano

Switzerland: FPC

Germany: Hoch

New Zealand: BEAL

USA: Architectural Testing

Hungary: ÉMI

Poland: ITB

Spain: Applus + Laboratories

*Our sales department will be more than happy to give you detailed information on which certificates are available and on tested products.*

## Company certification

### UNI EN ISO 9001 certification

Our UNI EN ISO 9001 certification provides assurance in terms of quality, service and the testing of the raw materials we use, requiring us to meet stringent production standards and comply with strict control procedures.



# Polycarbonate

*Transparency 89%*

*Dimensional stability from -40°C to +130°C*

*High impact resistance from -20°C to +125°C*

*Self-extinguishing (oxygen index 28%)*

*Low creep*

*Low density (1,21 g/cm³)*

*Excellent thermal and electric insulation*

*Extremely low moisture absorption (0,3%)*

*Good UV resistance*

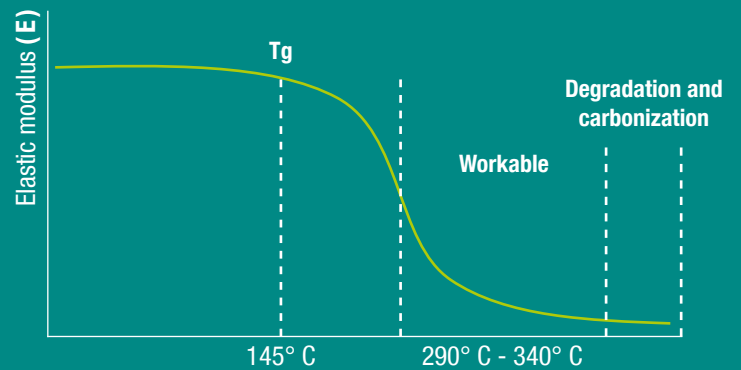


## Morphological structure

Amorphous Aromatic Polymer

Polyester Family

Just one Tg a 138°C ~ 145°C



$$E_{\text{glass}} = 70000 \text{ N/mm}^2 - E_{\text{PC}} = 2300 \text{ N/mm}^2 - E_{\text{ALU}} = 7200 \text{ N/mm}^2$$

## PC: main advantages

Light weight and transparency	lighter structure
Can be produced in low thicknesses	lighter weight
Self-extinguishing	good reaction to fire performance
Versatile to use	cold bending and thermobending
Visual adaptability	option of colouring with increasing degrees
Wide choice of surface finishes	plain, embossed, painted <sup>■</sup> and metallic
Impact	ductile break = no shards in event of breakage
Dimensional stability	guaranteed long term
Compliance with industry standards	flammability, thermal insulation, loads
LCA (Life Cycle Assessment)	favourable and totally recyclable at end of life cycle
<sup>■</sup> Choosing the right solvent is essential to avoid damaging the polymer	

## Polycarbonate properties

Polycarbonate is a thermoplastic polymer boasting excellent mechanical and physical properties. It is ductile and hardwearing, which is why it is used for such applications as producing CDs and DVDs; while the automotive, aviation and ballistics industries (airplane windows, car headlights, riot shields and helmets, etc.) value it for its impact resistance. All the above properties, along with its transparency, make polycarbonate suitable for building applications.

Technical data		Value	Unit	Standard
<b>Mechanical properties</b>				
Yield stress (50 mm/min)		63	MPa	ISO 527
Stress at break (50 mm/min)		70	MPa	ISO 527
Yield strain (50 mm/min)		6	%	ISO 527
Strain at break (50 mm/min)		120	%	ISO 527
Tensile modulus (1 mm/min)		2350	MPa	ISO 527
<b>Impact properties</b>				
Charpy V-notched impact strength	+ 23°C	75	kJ/m <sup>2</sup>	ISO 179/1eA
	- 30°C	15	kJ/m <sup>2</sup>	ISO 179/1eA
Izod notched impact strength	+ 23°C	70	kJ/m <sup>2</sup>	ISO 180/1A
	- 30°C	12	kJ/m <sup>2</sup>	ISO 180/1A
<b>Physical properties</b>				
Density		1,2	g/cm <sup>3</sup>	ISO 1183
Water absorption (23°C; saturation)		0,35	%	ISO 62
Moisture absorption (23°C; 50% RH)		0,15	%	ISO 62
Water vapor permeability (23°C; 85% RH; 0,1 mm)		15	g/(m <sup>2</sup> 24h)	ISO 15106-1
<b>Thermal properties</b>				
Coefficient of linear thermal expansion (23°C÷55°C)		0,65	10 <sup>-4</sup> /K	ISO 11359-2
Thermal conductivity		0,20	W/(m K)	ISO 8302
Vicat softening temperature (50N; 120°C/h)		145-149	°C	ISO 306
<i>Typical values referred to polycarbonate as raw material.</i>				

## Comparison with other products

When compared with other commonly used construction plastics and with glass, polycarbonate demonstrates superiority in various properties.

	U.M.	PC	PMMA	PVC	PET	GRP	Glass
Density	g/cm <sup>3</sup>	1,20	1,19	1,38	1,33	1,42	2,50
Strength	kJ/m <sup>2</sup>	70	2	4	3	1,2	-
Modulus of elasticity	N/mm <sup>2</sup>	2.300	3.200	3.200	2.450	6.000	70.000
Linear thermal expansion	1/°C	6,5 x 10 <sup>-5</sup>	7,5 x 10 <sup>-5</sup>	6,7 x 10 <sup>-5</sup>	5,0 x 10 <sup>-5</sup>	3,2 x 10 <sup>-5</sup>	0,9 x 10 <sup>-5</sup>
Thermal conductivity	W/m K	0,20	0,19	0,13	0,24	0,15	1,3
Max. service temperature	°C	120°	90°	60°	80°	140°	240°
UV transparency	%	4	40	nd	nd	19	80
Fire performance	-	very good	poor	good	good	poor	fireproof
Resistance to weathering	-	good	very good	poor	fair	poor	excellent
Chemical compatibility	-	fair	fair	good	good	good	very good







# BDL

*Introduction page 10*

## **BDL 4W 10 mm**

---

*page 12*

## **BDL 7W 16 mm**

---


*page 18*

## **BDL 7W 25 mm**

---

*page 24*

# BDL



*Quick and easy to assemble*

---

*High thermal insulation*

---

*Excellent impact resistance*

---

*Good light transmission*

---

*Good fire performance*

---

*Certified quality guarantee*

---

*UV protection*

---

**BDL** is the ideal solution for the creation of skylights or transparent roofs, both flat and curved. The system, consisting of a polycarbonate multiwall panel with an extruded polycarbonate multi-wall structure, provides good thermal insulation and excellent optical and mechanical properties. The union between the panels is obtained in a simple and effective manner through the use of specific polycarbonate snap-on profiles (or aluminium ones if the structural loading of the project requires). The particular click fixing system doesn't foresee holes in the polycarbonate panel, thus allowing the creation of roofs of long lengths, facilitating easy installation of the product and a stable sealing against water infiltration.

## Impact resistance

---

Polycarbonate's mechanical properties make this the technopolymer with the highest impact resistance, allowing it to provide optimum protection against accidental damage and weather-related damage. These qualities mean polycarbonate significantly outperforms other materials (glass, acrylic, PET, etc.) commonly used in applications where transparency is a key requirement. Impact resistance remains constant across a particularly wide temperature range.

## UV protection

---

Applying UV Absorber protection stops polycarbonate from absorbing UV rays that would otherwise lead to its rapid degradation and be responsible for subsequent yellowing and for undermining the strength of the exposed surface. UV protection is applied using co-extrusion technology, whereby an even shielding layer can be produced to screen the polycarbonate from the UV component of the solar radiation. With this technology, the UV protection is made resistant to weathering and is not prone to damage by incorrect maintenance.

## Warranty

---

The panels with UV protection offer a 10-year warranty against yellowing, loss of light transmission and hail damage. Our sales department will be happy to provide you the exact warranty terms.

## Fire behaviour

---

Fire safety is a fundamental necessity. **BDL** panels are tested in independent qualified laboratories on the basis of current applicable regulations in the construction industry. Our offices are at your disposal to provide you with details regarding the available certificates.

## Thermal transmittance

---

Thermal transmittance, or U-value, (unit of measure  $W/m^2 K$ ) is the mean flow of heat per  $m^2$  that passes through a structure (the polycarbonate panel) separating two environments with different temperatures (usually separating a heated or air-conditioned room from outdoors). The lower this value, the more effective the insulation offered by the panel. With a view to reducing heating/air-conditioning costs - with a consequent reduction in harmful emissions into the atmosphere - international standards require both building materials and fenestration systems to meet ever-stricter thermal transmittance requirements. With its extensive range of multiwall panels, **Stabilit Europa, s.l.u.** is at the cutting edge when it comes to providing its customers with the most appropriate solutions in compliance with current standards.

## Thermal expansion

---

Thermal expansion is a characteristic property of materials that consists in their tendency to change in size as temperature increases. This expansion is quantified via a coefficient that, in the case of polycarbonate, equates to 0,065 mm/m °C. The fact that this coefficient value is much higher than the values associated with materials usually used for roofing and joinery (aluminium, steel, etc.) generates the need for solutions that compensate for this difference in thermal expansion, which thus needs to be factored in at the design stage and in all building applications.

## Light transmission

---


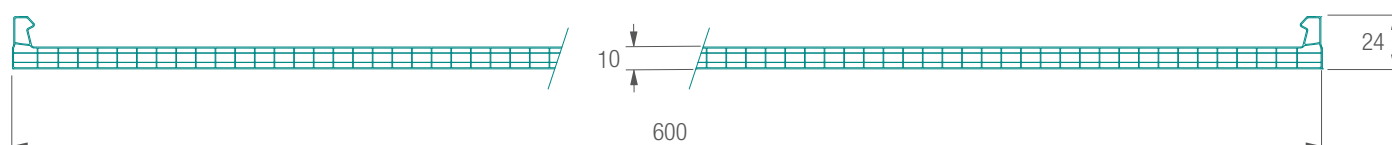
Proper lighting design entails ensuring that the building interior receives the required amount of light. So it is clearly important to use panels that let enough light through. The **BDL** product range gives you plenty of choice at the design stage of your project, with an array of colour options to meet your every need.



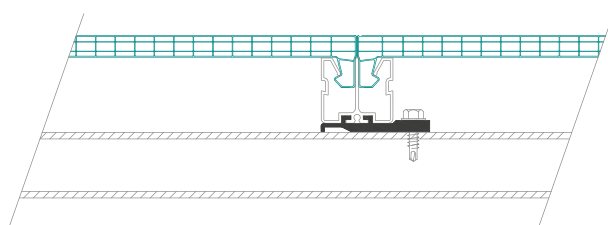
# BDL 4W 10 mm



The system **BDL 4W 10 mm** is ideal for the construction of flat and curved roofs (the second ones also self-supporting). It is characterized by the ease and speed of installation thanks to the complete range of accessories supplied (polycarbonate or aluminium snap-on profiles, specific fixing hooks, EPDM closure gaskets, anodized aluminium fixing profiles, and other completion accessories). The 600 mm width allows easy handling of the panel during the stages of installation, while the 4 walls inner structure combines lightness and transparency. The frosted finishing allows a good diffusion of light even without the use of opal colours. The panel is coextruded on both sides, giving ultraviolet protection which ensures the durability and weather resistance of the product over time.



Section panels joining  
with polycarbonate snap-on profile



Section panels joining  
with aluminium snap-on profile

BDL 4W 10 mm technical data			
Thickness	10 mm		
Nr. of walls	4		
Module width	600 mm		
Length	Upon request		
Minimum cold bending	2200 mm		
Thermal transmittance	2,6 W/m <sup>2</sup> K		
Colours		LT	G Value
	Clear (8005)	76%	68%
	Opal (8121)	48%	51%
UV protection	Coextruded on both sides		
Warranty	10-year warranty against hail damage, yellowing, loss of light transmission		
Service temperature	-40°C / +120°C		
Thermal expansion coefficient	0,065 mm/m°C (6,5 x 10 <sup>-5</sup> 1/k)		
Fire certification	EUROCLASS B s1 d0		

## SPECIFICATIONS

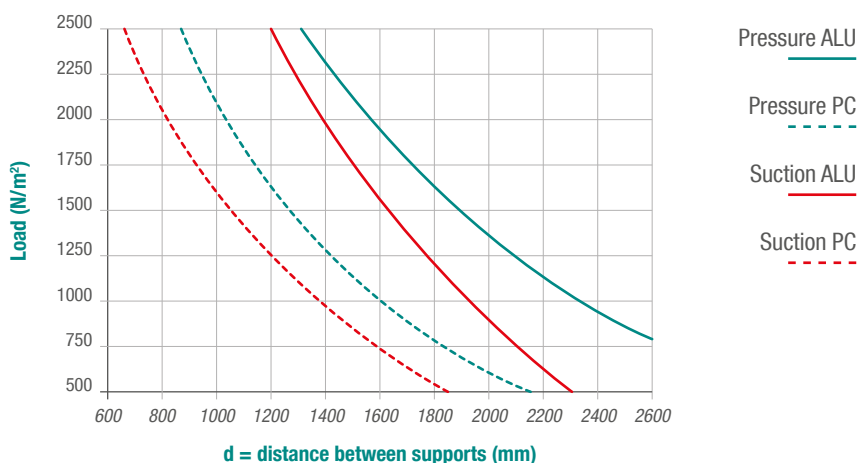
Production of translucent roof (flat, curved or curved self-supporting) with **BDL 4W 10 mm** system consisting of:

- Multiwall polycarbonate panel, coextruded UV-protection on both sides, 4 wall structure, 10 mm thickness, thermal transmittance  $2,6 \text{ W/m}^2 \text{ K}$ , clear colour (other colours available on request), adhesive aluminium tape or thermowelded end closures; dimensions: module width 600 mm, length upon request; 10-year warranty.
- Polycarbonate snap-on profile with coextruded UV protection on the exposed sides or, alternatively, anodized aluminium snap-on profile silver finish (minimum 15 microns).
- Steel hooks or, alternatively, aluminium hooks.
- Closure caps for polycarbonate snap-on profiles (in nylon or steel).
- Anodized aluminium profile, silver finish (minimum 15 microns), for the finishing of the starting and arrival point of the roof.
- Anodized aluminium sill profiles, silver finish (minimum 15 microns) - only for curved self-supporting roofs.

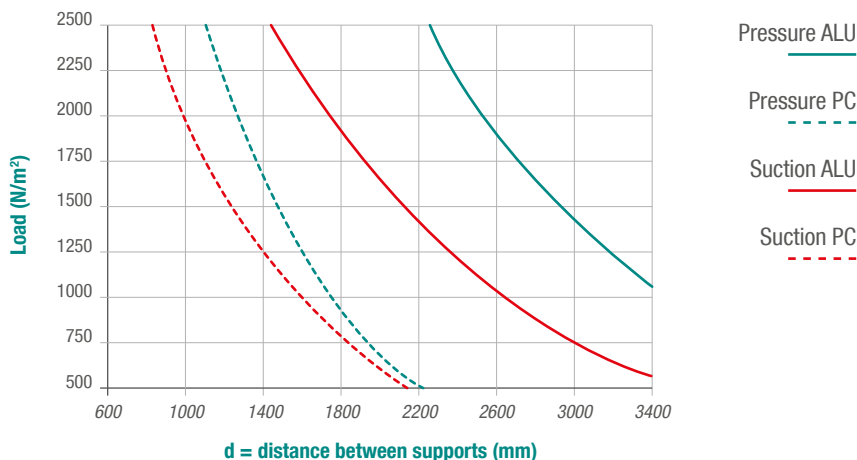


## BDL 4W 10 mm load charts

### Load charts for FLAT solution



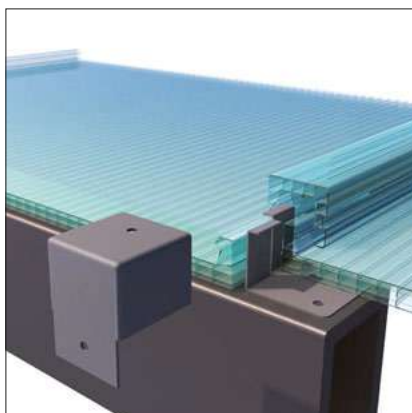
### Load charts for self-supporting CURVE solution




The load tables refer to the breakage load value of the system, i.e. the lowest value between: the collapse of the panel, failure of the frame or the panel springing out of its housing. The designer will check the actual loads acting on the system as well as the coefficients of amplification and safety to be applied in consideration of both the climatic conditions of the site, both the general and particular characteristics of the structure in which the polycarbonate is inserted. For these evaluations, refer to the specific regulations in force in each country. For detailed technical data, or for more information, refer to the Technical Manual or to the Stabilit Technical Office.

# Installation options for BDL 4W 10 mm

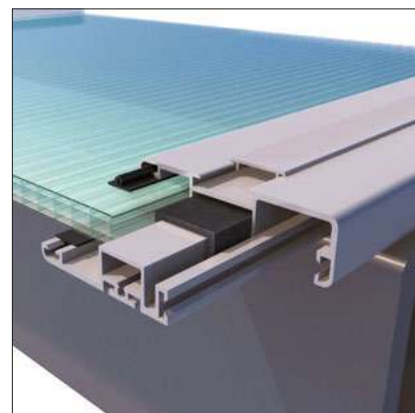
## Flat solution



*Detail of panels fixing with steel fixing hook, polycarbonate snap-on profile and nylon end cap.*




*Detail of panels fixing with aluminium snap-on profile and aluminium fixing hook.*




*Detail of aluminium profile for the finishing of the starting and arrival point of the roof.*


## Curved solution



*Detail of self-supporting roof with polycarbonate snap-on profiles.*



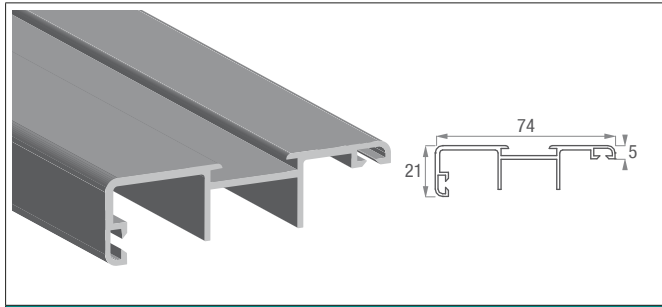
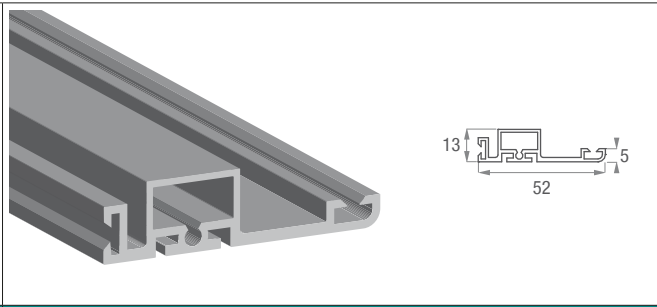

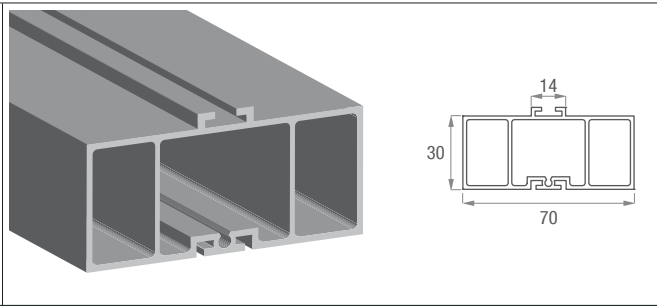
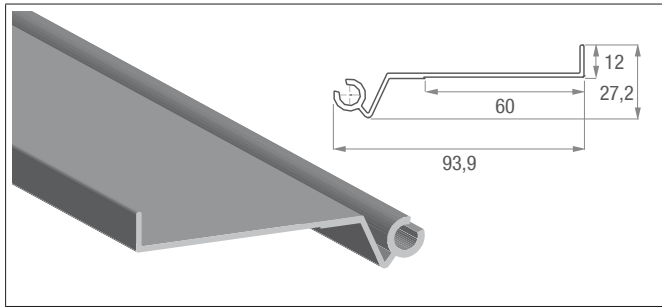
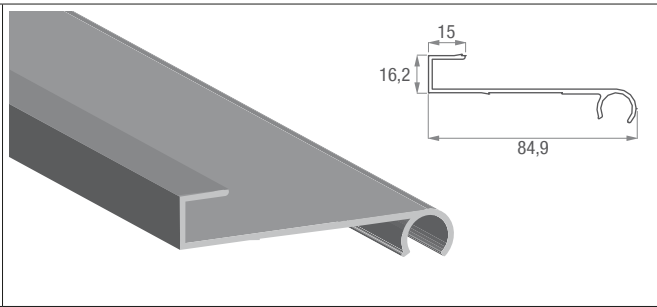
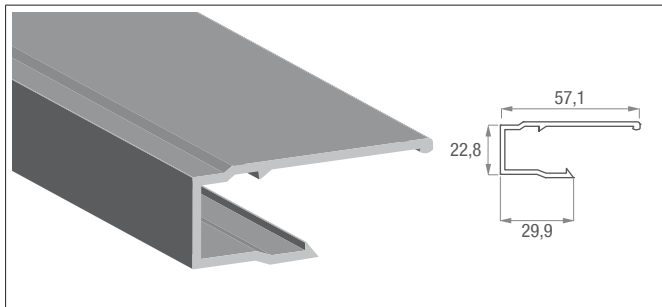
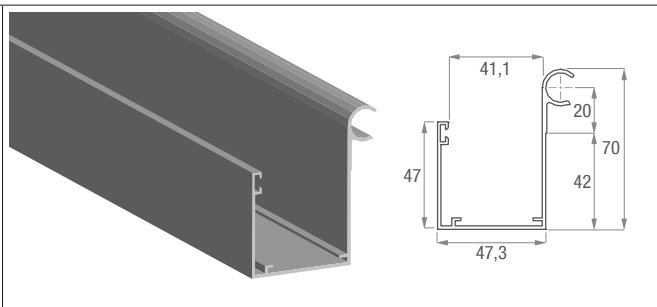
*Detail of self-supporting roof with aluminium snap-on profiles.*




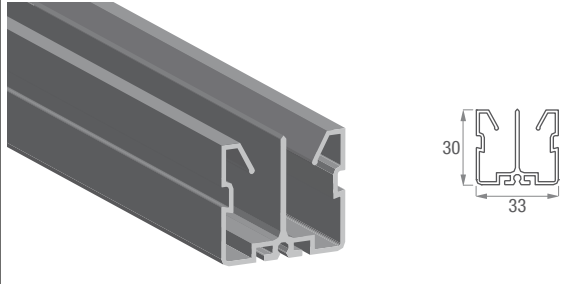
*Detail of the gable for self-supporting roof.*

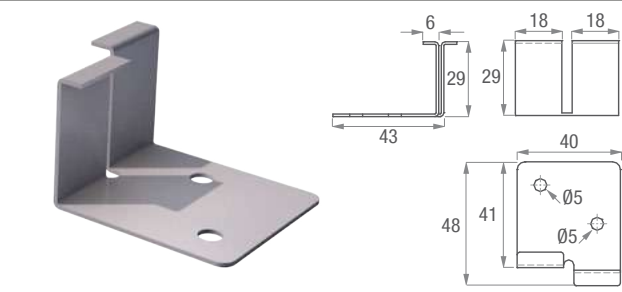



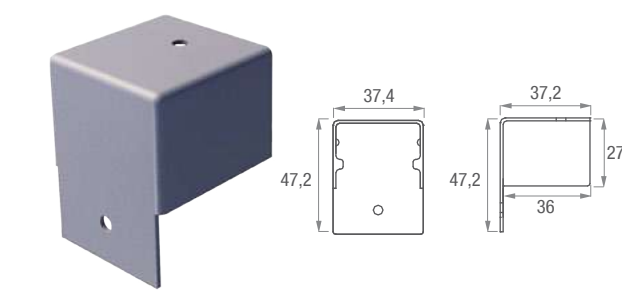
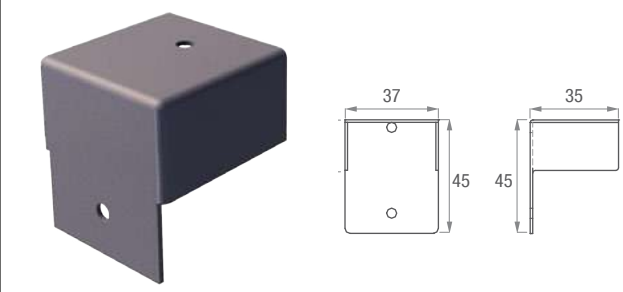
# BDL 4W 10 mm accessories

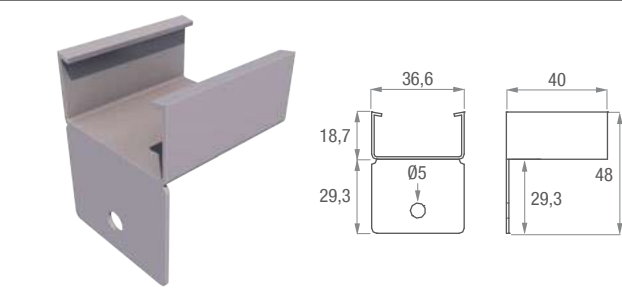
	
<p>Anodized aluminium upper profile for gable</p> <p>M9S9</p>	<p>Anodized aluminium lower profile for gable</p> <p>M9T0</p>
	
<p>Anodized aluminium cap profile</p> <p>M9T1</p>	<p>Anodized aluminium reinforcement profile</p> <p>M9T2</p>
	
<p>Anodized aluminium fixed sill profile</p> <p>M9R6</p>	<p>Anodized aluminium revolving sill profile</p> <p>M9R7</p>
	
<p>10 mm anodized aluminium panel stop</p> <p>M9R4</p>	<p>Anodized aluminium revolving sill profile</p> <p>M9R8</p>

# BDL 4W 10 mm accessories

	
<p>Polycarbonate snap-on profile</p>	<p>Aluminium snap-on profile</p>
<p>J443</p>	<p>M9RA</p>

	
<p>Stainless steel hook for J443 profile</p>	<p>Aluminium hook for M9RA profile</p>
<p>M9S2</p>	<p>M9VH</p>

	
<p>Nylon end cap</p>	<p>Steel end cap</p>
<p>M9TA</p>	<p>M9T7</p>


<p>Stainless steel hook for M9RA profile</p>
<p>M9S1</p>

# BDL 4W 10 mm accessories

			
EPDM gasket	1 mm EPDM gasket	3 mm EPDM gasket	EPDM thermal cut gasket
M926	M9S3	M9S5	M9T5

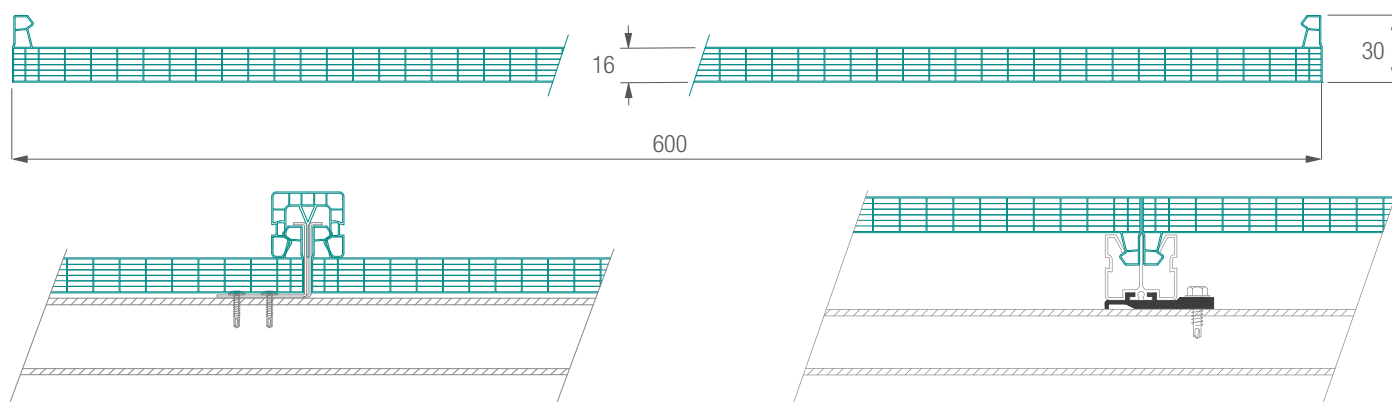
			
PE spacer	Screw	Rubber washers for screw	Aluminium adhesive tape (50 m roll)
M9G9	M9T3 - DIM. 4,2 x 13 mm	M9Z9	DIM. 25 mm



# BDL 7W 16 mm



The system **BDL 7W 16 mm** is ideal for the construction of flat and curved roofs (the second ones also self-supporting). It is characterized by the ease and speed of installation thanks to the complete range of accessories supplied (polycarbonate or aluminium snap-on profiles, specific fixing hooks, EPDM closure gaskets, anodized aluminium fixing profiles, and other completion accessories). The 600 mm width allows easy handling of the panel during the stages of installation, while the 7 walls inner structure combines lightness and transparency. The frosted finishing allows a good diffusion of light even without the use of opal colours. The panel is coextruded on both sides, giving ultraviolet protection which ensures the durability and weather resistance of the product over time.



Section panels joining  
with polycarbonate snap-on profile

Section panels joining  
with aluminium snap-on profile

BDL 7W 16 mm technical data			
Thickness	16 mm		
Nr. of walls	7		
Module width	600 mm		
Length	Upon request		
Minimum cold bending	3200 mm		
Thermal transmittance	1,9 W/m <sup>2</sup> K		
Colours		LT	G Value
	Clear (8005)	59%	66%
	Opal (8121)	37%	50%
UV protection	Coextruded on both sides		
Warranty	10-year warranty against hail damage, yellowing, loss of light transmission		
Service temperature	-40°C / +120°C		
Thermal expansion coefficient	0,065 mm/m°C (6,5 x 10 <sup>-5</sup> 1/k)		
Fire certification	EUROCLASS B s1 d0		

## SPECIFICATIONS

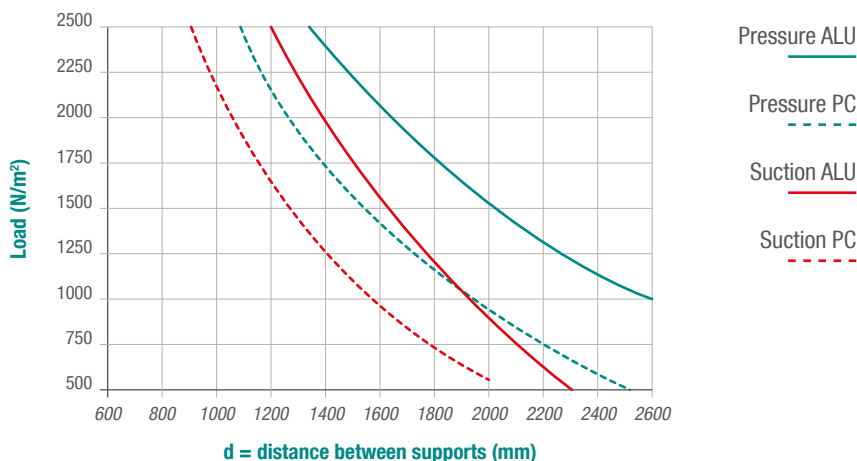
Production of translucent roof (flat, curved or curved self-supporting) with **BDL 7W 16 mm** system consisting of:

- Multiwall polycarbonate panel, coextruded UV-protection on both sides, 7 wall structure, 16 mm thickness, thermal transmittance  $1,9 \text{ W/m}^2 \text{ K}$ , clear colour (other colours available on request), adhesive aluminium tape or thermowelded end closures; dimensions: module width 600 mm, length upon request; 10-year warranty.
- Polycarbonate snap-on profile with coextruded UV protection on the exposed sides or, alternatively, anodized aluminium snap-on profile silver finish (minimum 15 microns).
- Steel hooks or, alternatively, aluminium hooks.
- Closure caps for polycarbonate snap-on profiles (in nylon or steel).
- Anodized aluminium profile, silver finish (minimum 15 microns), for the finishing of the starting and arrival point of the roof.
- Anodized aluminium sill profiles, silver finish (minimum 15 microns) - only for curved self-supporting roofs.

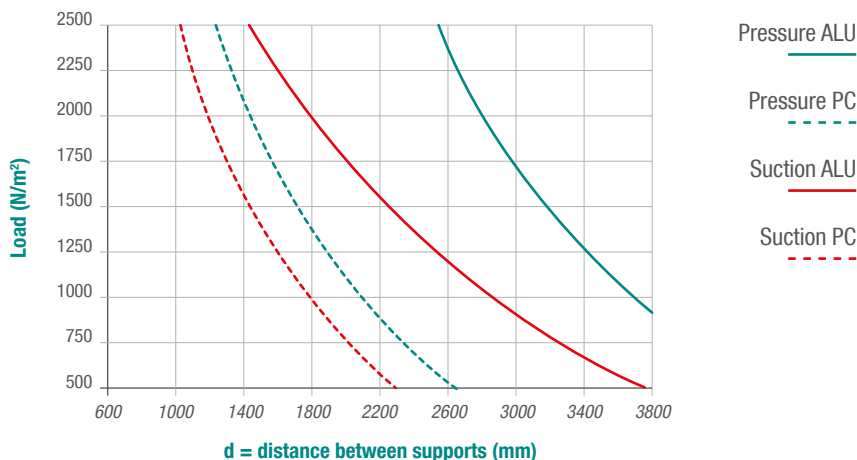


## BDL 7W 16 mm load charts

### Load charts for FLAT solution



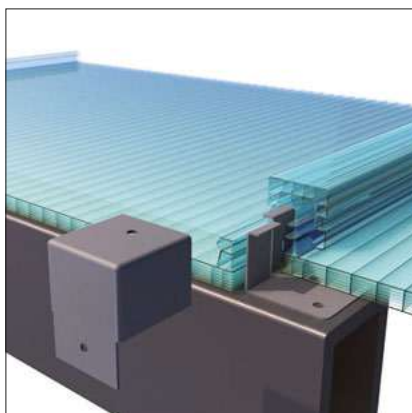
### Load charts for self-supporting CURVE solution




The load tables refer to the breakage load value of the system, i.e. the lowest value between: the collapse of the panel, failure of the frame or the panel springing out of its housing. The designer will check the actual loads acting on the system as well as the coefficients of amplification and safety to be applied in consideration of both the climatic conditions of the site, both the general and particular characteristics of the structure in which the polycarbonate is inserted. For these evaluations, refer to the specific regulations in force in each country. For detailed technical data, or for more information, refer to the Technical Manual or to the Stabilit Technical Office.

# Installation options BDL 7W 16 mm


## FLAT solution



*Detail of panels fixing with steel fixing hook, polycarbonate snap-on profile and nylon end cap.*





*Detail of panels fixing with aluminium snap-on profile and aluminium fixing hook.*




*Detail of aluminium profile for the finishing of the starting and arrival point of the roof.*


## CURVE solution



*Detail of self-supporting roof with polycarbonate snap-on profiles.*



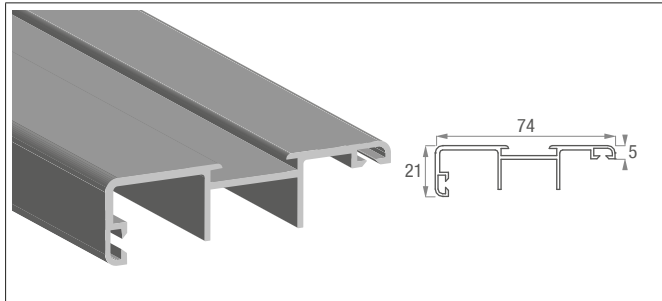
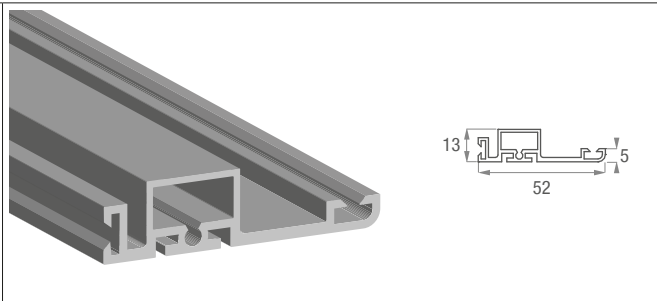

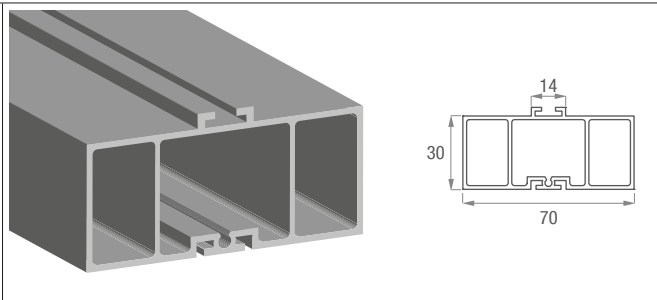
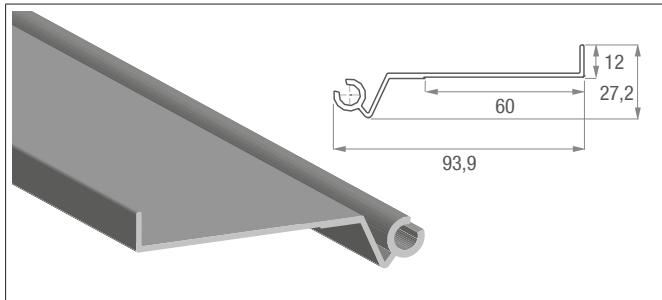
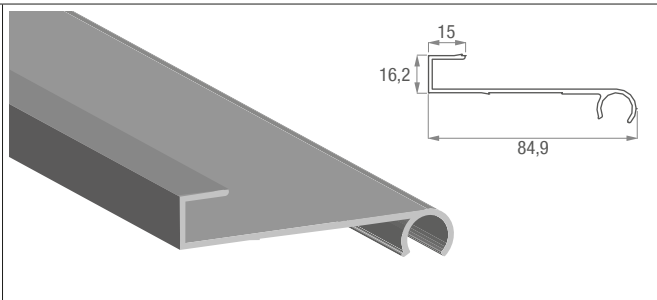
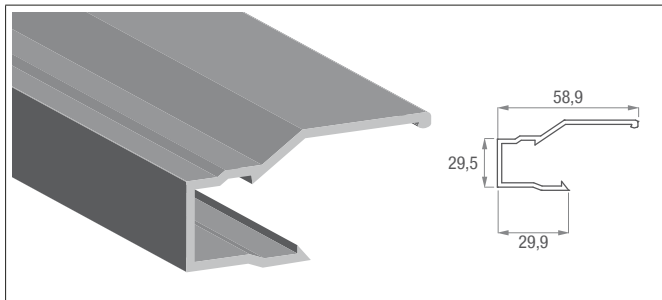
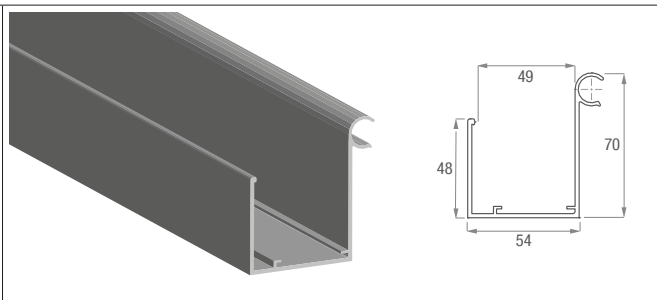
*Detail of self-supporting roof with aluminium snap-on profiles.*




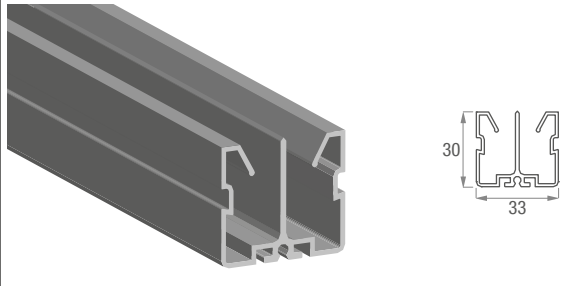
*Detail of the gable for self-supporting roof.*

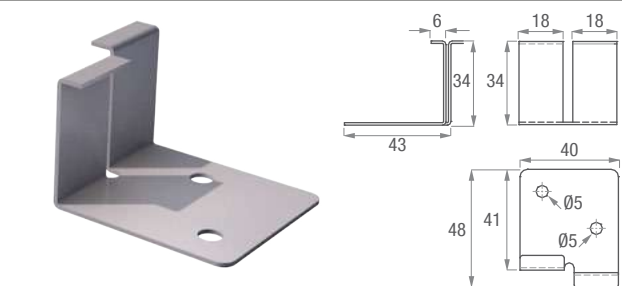



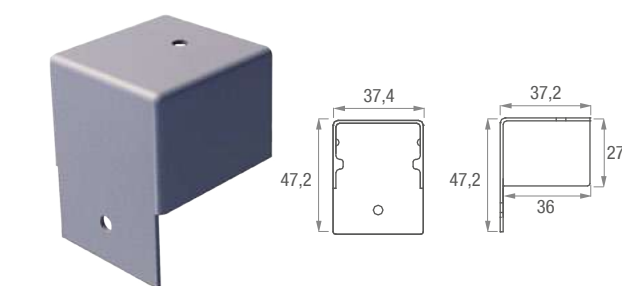
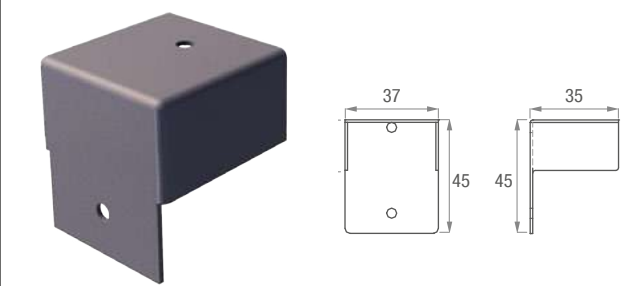
# BDL 7W 16 mm accessories

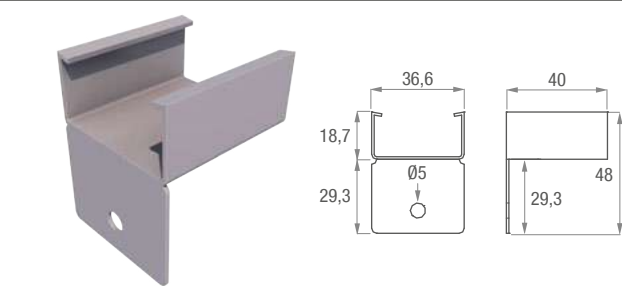
 <p>Anodized aluminium upper profile for gable</p> <p>M9S9</p>	 <p>Anodized aluminium lower profile for gable</p> <p>M9T0</p>
 <p>Anodized aluminium cap profile</p> <p>M9T1</p>	 <p>Anodized aluminium reinforcement profile</p> <p>M9T2</p>
 <p>Anodized aluminium fixed sill profile</p> <p>M9R6</p>	 <p>Anodized aluminium revolving sill profile</p> <p>M9R7</p>
 <p>16 mm anodized aluminium panel stop</p> <p>M9R5</p>	 <p>Anodized aluminium revolving sill profile</p> <p>M9T6</p>

# BDL 7W 16 mm accessories




	
<b>Polycarbonate snap-on profile</b>	<b>Aluminium snap-on profile</b>
<b>J443</b>	<b>M9RA</b>




	
<b>Stainless steel hook for J443 profile</b>	<b>Aluminium hook for M9RA profile</b>
<b>M9U7</b>	<b>M9VH</b>

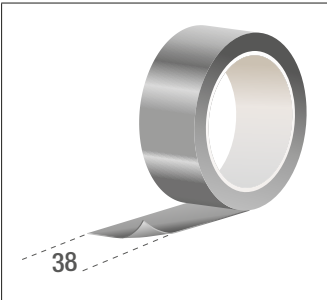
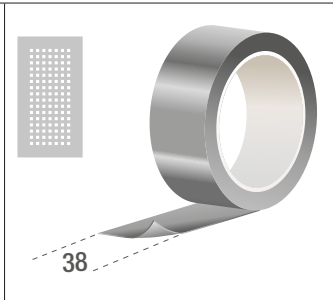
	
<b>Nylon end cap</b>	<b>Steel end cap</b>
<b>M9TA</b>	<b>M9T7</b>


<b>Stainless steel hook for M9RA profile</b>
<b>M9S1</b>

# BDL 7W 16 mm accessories

			
EPDM gasket	1 mm EPDM gasket	3 mm EPDM gasket	EPDM thermal cut gasket
M926	M9S3	M9S5	M9T5

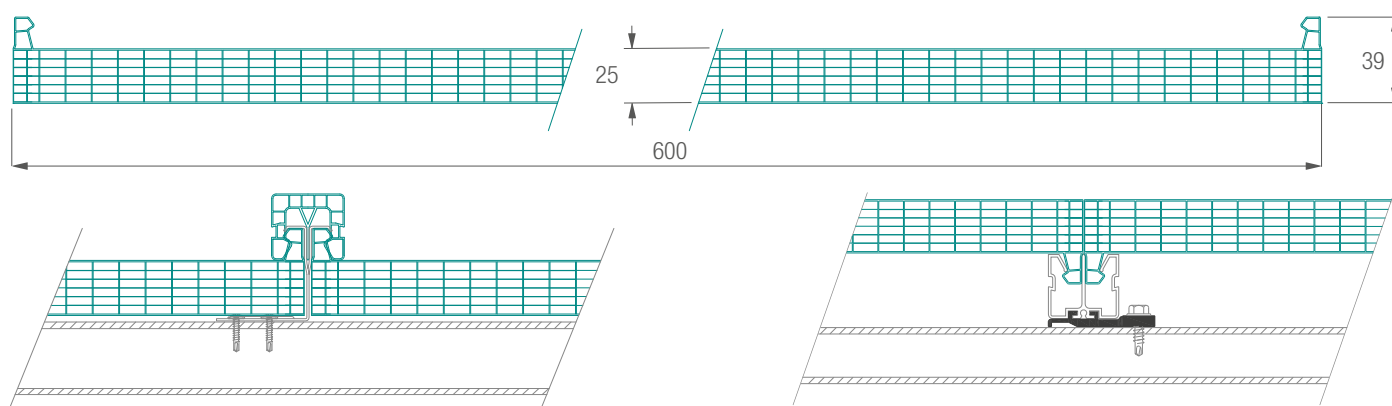
		
PE spacer	Screw	Rubber washers for screw
M9G9	M9T4 - DIM. 4,2 x 19 mm	M9Z9

	
Aluminium adhesive tape (50 m roll)	Perforated aluminium adhesive tape (50 m roll)
DIM. 38 mm	DIM. 38 mm

# BDL 7W 25 mm



The system **BDL 7W 25 mm** is ideal for the construction of flat and curved roofs as well as translucent vertical walls. It is characterized by the ease and speed of installation thanks to the complete range of accessories supplied (polycarbonate or aluminium snap-on profiles, specific fixing hooks, EPDM closure gaskets, anodized aluminium fixing profiles). The 600 mm width allows easy handling of the panel during the stages of installation, while the 7 walls inner structure and the 25 mm thickness guarantee good thermal insulation and load resistance. The frosted finishing allows a good diffusion of light even without the use of opal colours. The panel is coextruded on both sides, giving ultraviolet protection which ensures the durability and weather resistance of the product over time. The possibility of use for both roofs and walls make it an extremely versatile system and suitable for the most innovative design solutions.



Section panels joining  
with polycarbonate snap-on profile

Section panels joining  
with aluminium snap-on profile

BDL 7W 25 mm technical data			
Thickness	25 mm		
Nr. of walls	7		
Module width	600 mm		
Length	Upon request		
Minimum cold bending	5000 mm		
Thermal transmittance	1,4 W/m <sup>2</sup> K		
Colours		LT	G Value
	Clear (8005)	52%	59%
	Opal (8121)	35%	48%
UV protection	Coextruded on both sides		
Warranty	10-year warranty against hail damage, yellowing, loss of light transmission		
Service temperature	-40°C / +120°C		
Thermal expansion coefficient	0,065 mm/m°C (6,5 x 10 <sup>-5</sup> 1/k)		
Fire certification	EUROCLASS B s1 d0		



## SPECIFICATIONS

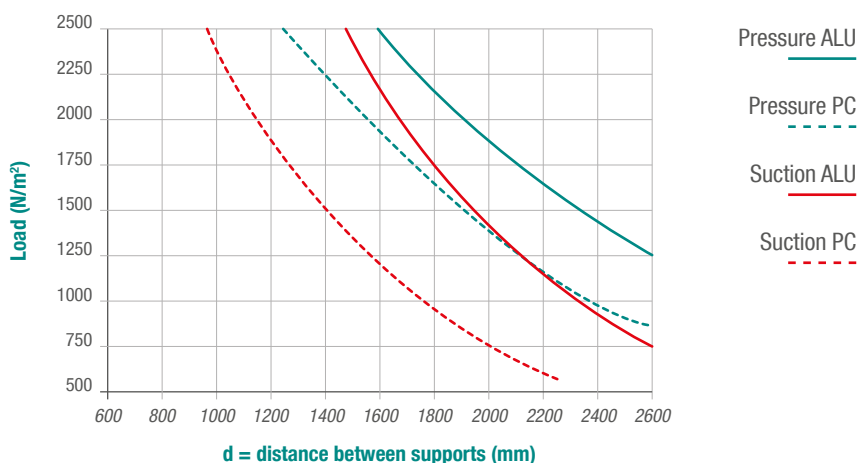
Production of translucent roof (flat, curved or curved self-supporting) with **BDL 7W 25 mm** system consisting of:

- Multiwall polycarbonate panel, coextruded UV-protection on both sides, 7 wall structure, 25 mm thickness, certified thermal transmittance 1,4 W/m<sup>2</sup> K, clear colour (other colours available on request), adhesive aluminium tape or thermowelded end closures; dimensions: module width 600 mm, length upon request; 10-year warranty.
- Polycarbonate snap-on profile with coextruded UV protection on the exposed sides or, alternatively, anodized aluminium snap-on profile silver finish (minimum 15 microns).
- Steel hooks or, alternatively, aluminium hooks.
- Closure caps for polycarbonate snap-on profiles (in nylon or steel).
- Perimeter raw aluminium profiles
- Closure "F" raw aluminium profile



## BDL 7W 25 mm load charts

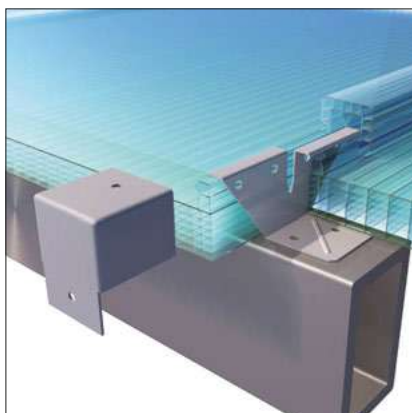
### Load charts for FLAT solution



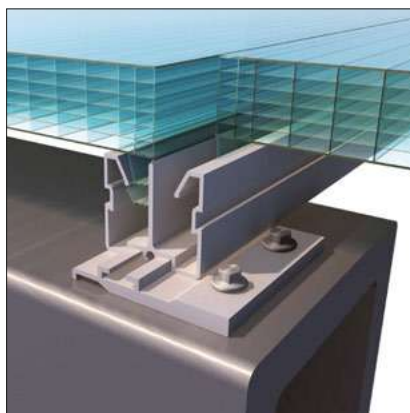
The load tables refer to the breakage load value of the system, i.e. the lowest value between: the collapse of the panel, failure of the frame or the panel springing out of its housing. The designer will check the actual loads acting on the system as well as the coefficients of amplification and safety to be applied in consideration of both the climatic conditions of the site, both the general and particular characteristics of the structure in which the polycarbonate is inserted. For these evaluations, refer to the specific regulations in force in each country. For detailed technical data, or for more information, refer to the Technical Manual or to the Stabilit Technical Office.

# Installation options BDL 7W 25 mm


## Roofing solution



*Detail of panels fixing with steel fixing hook, polycarbonate snap-on profile and nylon end cap.*




*Detail of panels fixing with aluminium snap-on profile and aluminium fixing hook.*




*Detail of side finishing of the roofing.*

## Wall solution



*Detail of the lower profile for wall solution.*


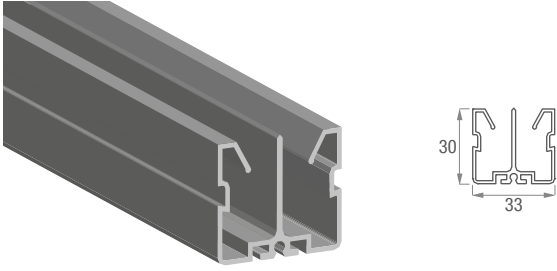
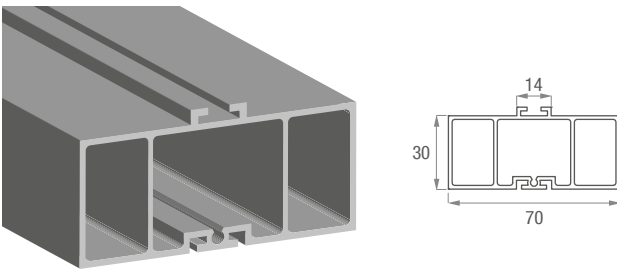

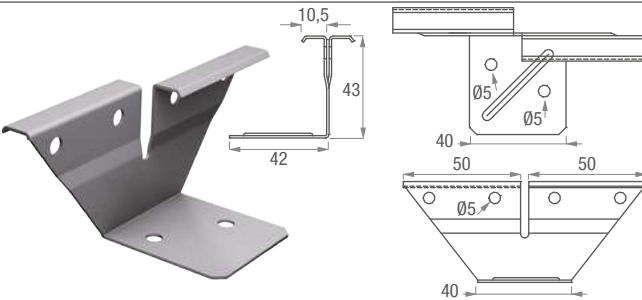
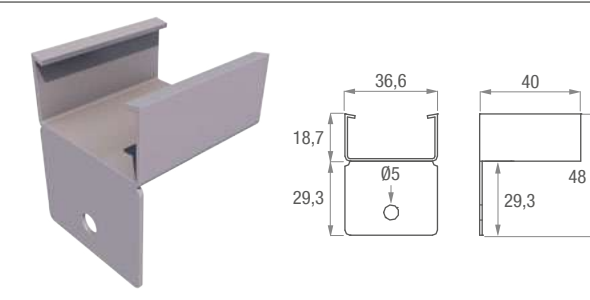
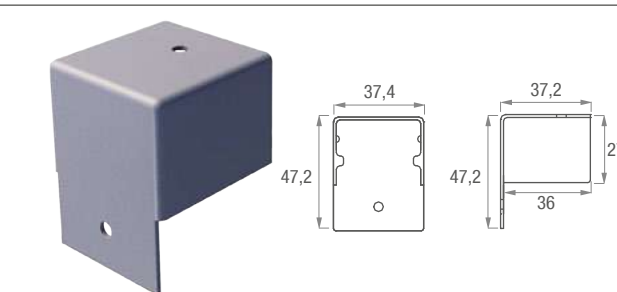
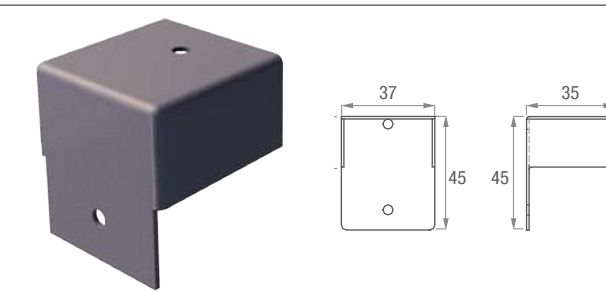


*Detail of the upper profile for wall solution.*

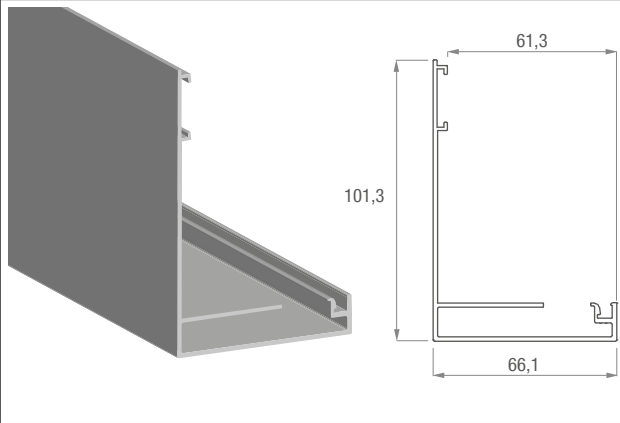
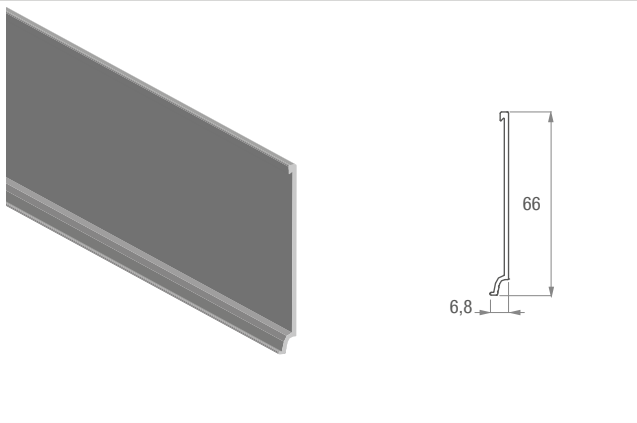
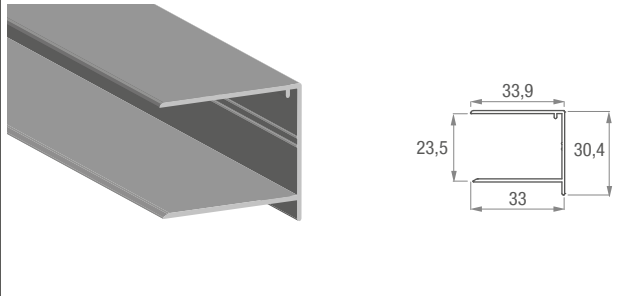
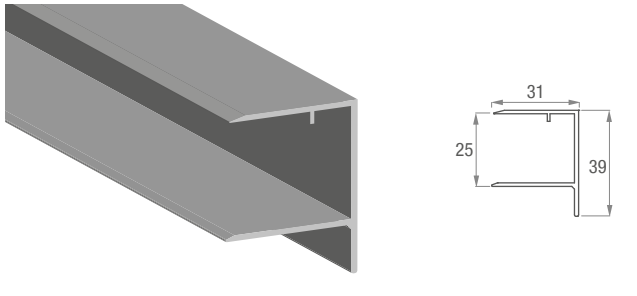


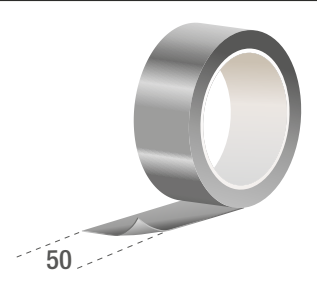
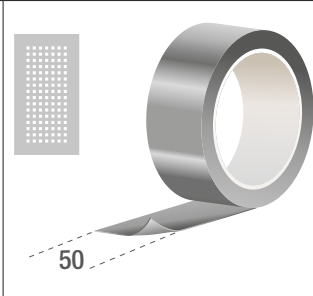


*Detail of the middle fixing hook for wall solution.*

# BDL 7W 25 mm accessories

 <p>Polycarbonate snap-on profile</p> <p>J443</p>	 <p>Aluminium snap-on profile</p> <p>M9RA</p>
 <p>Anodized aluminium reinforcement profile</p> <p>M9T2</p>	 <p>Aluminium hook for M9RA profile</p> <p>M9VH</p>
 <p>Stainless steel hook for J443 profile</p> <p>M9X3</p>	 <p>Stainless steel hook for M9RA profile</p> <p>M9S1</p>
 <p>Nylon end cap</p> <p>M9TA</p>	 <p>Steel end cap</p> <p>M9T7</p>

# BDL 7W 25 mm accessories

			
End raw aluminium profile		Panel stop raw aluminium profile	
M9VE		M9VF	
			
Spacer raw aluminium profile		Raw aluminium closure profile	
M9VG		M9RC	
			
EPDM gasket	PE spacer	Aluminium adhesive tape (50 m roll)	Perforated aluminium adhesive tape (50 m roll)
M926	M9G9	DIM. 50 mm	DIM. 50 mm





ARTISTRY

ARTISTRY





## Distributor



**Stabilit Europa, s.l.u.**

Ctra. de Ripollet B-141, km 3,9

Pol. Ind. Santiga · Apartado 16

08130 Santa Perpètua de Mogoda (Barcelona) Tel.: +34 93 729 00 90 - Fax: +34 93 729 06 43

info@stabiliteuropa.com www.stabiliteuropa.com

**Customer Service**

Phone 902 194 881

Fax 93 729 06 55 - 93 729 13 51