

Product description

Easyroof® panel is a multiwall polycarbonate panel designed for use in the construction industry. Mainly used for flat roofs in combination with sandwich panels or corrugated metal profiles, suitable to illuminate the interior of the premises

Sector

Industrial / Commercial

Application

Discontinuous translucent flat roofs (ridge-to-gutter)

Advantage

High thermal insulation

Good light transmission

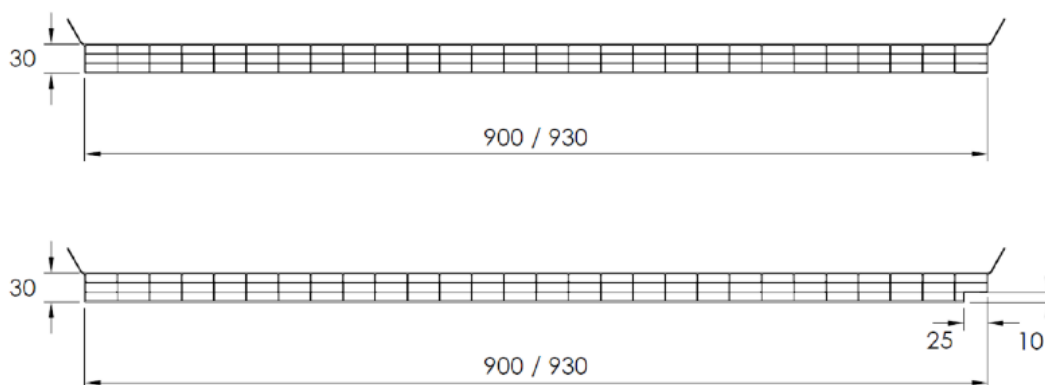
Easy and quick installation

Good coupling to insulating panels

Optimal impact resistance

Profile:

PROFILE: K14 - 30 - 900 / 930



Technical characteristics

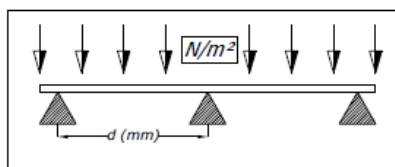
Properties	Value
Thickness	30 mm
Walls nr.	4
Width	900 / 930 mm
Useful width	1.000 mm
Length	Recommended maximum length 6 m
Light transmission	Clear: 52 % White Opall: 33 %
Thermal expansion coefficient	$6,5 \times 10^{-5} \text{ K}^{-1}$ (0,065 mm/m°C)
Thermal transmittance (U)	1,6 W/m² K
Service temperature	-40°C a +120°C
UV protection	External side

Certificates

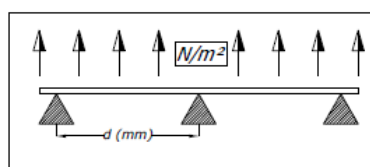
- 10 years limited warranty

Admissible load:

Pressure loading



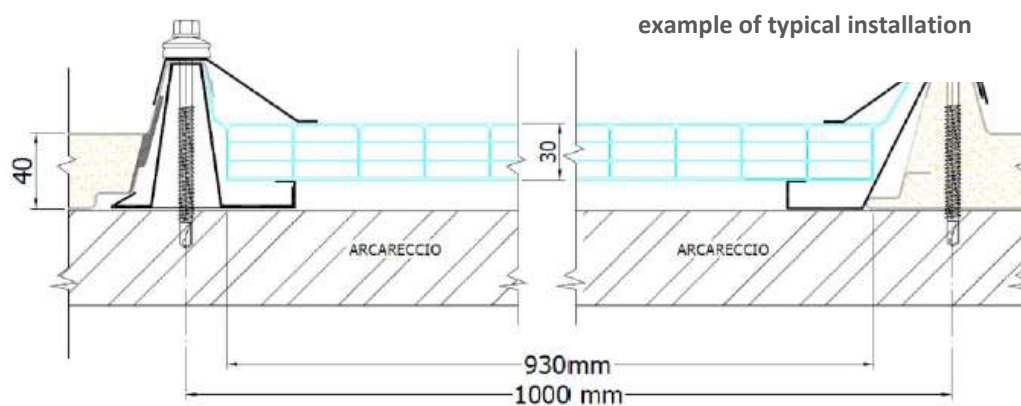
Suction loading



Breaking load values* for solution with three or more supports
(panel subject to uniform distributed load and coupled with Sandwich panels)

Max. distance between supports (d) (mm)	Pressure (Pa = N/m ²)	Suction (Pa = N/m ²)
1.500	2.100	Max 1.400
1.750	1.600	
2.000	1.250	
2.250	950	
2.500	750	

Recommended installation



Storage and handling



KEEP SHEETS OUT OF THE RAIN

Sheets must be stored out of the rain to stop condensation forming inside the cells.



KEEP SHEETS OUT OF THE SUN

In the event goods need to be stored while still in their packaging, do not leave the pallet in direct sunlight as this could generate high temperatures inside the packaging and make it difficult to remove the protective film on the sheets later.



SHEETS HANDLING

Sheets must be handled with the utmost care to avoid damaging them with impacts or scratches, which would compromise the material's performance.



SHEET STORAGE

You can stack sheets up to three packs or pallets high. To stop the product coming into direct contact with objects liable to cause damage, you should place spacers or planks between the packs or pallets and any such objects.



USING LIFT TRUCKS

For safer and easier handling, you should use lift trucks with forks that can be spaced at least 2 m. apart and are at least as long as the pack or pallet is wide. Exercise the utmost caution, handling the load carefully and avoiding sudden movements so as not to cause the material to rock or bump up and down excessively.



HANDLING BY HAND

If individual sheets are to be handled by hand, you will need at least two people to carry the sheet on its side. When picking the sheet up off the pack or pallet, you must lift it off cleanly so that it does not scrape against the one underneath and turn it to lie on its side next to the pack.

Installation instructions



ALLOW FOR THE POLYCARBONATE'S THERMAL EXPANSION

Sheets must be fixed so that they are retained by at least one whole cell length on each side; an allowance for the material's thermal expansion should be added to this measurement.



REMOVING PROTECTIVE FILM AFTER INSTALLATION

Sheets come with a protective film on both sides. There is a printed film on one side of the sheet to show you that this is the side to face out. Remove the film as soon as the sheets have been installed.



SHEET SEALING

Where sealing is necessary, only use silicone, sealants, gaskets and paints that are comparable with polycarbonate.



SHEET TAPING

Seal the ends of the sheets by applying adhesive aluminium tape to seal the cells and stop dirt getting inside the chambers.



SHEET CUTTING

Sheets can be cut using common cutting instruments, such as vertical, horizontal or circular cutters, or reciprocating saws, provided they are fine toothed.



SHEET DRILLING

Sheets can be drilled, provided suitable bits are used. Nonetheless, we do not recommend piercing the sheet with through fixings unless they are suitable slotted to allow for thermal expansion.

Maintenance



SHEET CLEANING

To care for sheeting, we recommend cleaning at least twice a year with water and non-alkaline detergents. Do not use abrasive equipment or solvents, which could damage the Surface of the sheeting.



DO NOT WALK ON TOP OF SHEETS

Do not walk directly on top of sheets during installation. We recommend placing a suitable supporting element on top to distribute weight evenly.



TECHNICAL DATA

SKL 4W 30 mm

Translucent sheet

Code: TDS-D-30-K14

Inspection: 01

Valid from: 20/07/18

Page: 4 of 4

T: (+34) 937 290 090 – T-SAC : (+34) 902 194 881

E-mail: info@stabiliteuropa.com

www.stabiliteuropa.com

